


Raccordi super-rapidi Serie X6000 in Acciaio Inox 316L

Diametri esterni tubo: 4, 6, 8, 10, 12 mm
Filetti dei raccordi: cilindrici (G1/8, G1/4, G3/8, G1/2),
conici (R1/8, R1/4, R3/8, R1/2)



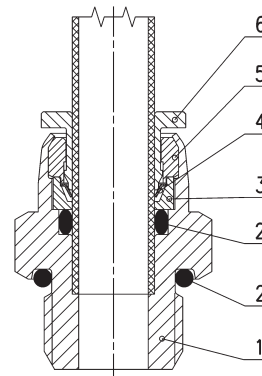
I raccordi Serie X6000, progettati per offrire flessibilità e praticità nell'installazione senza rinunciare a qualità e prestazioni elevate, sono ideali per applicazioni nei settori della Pneumatica, Fluidi, Chimica, Medica, Industria Alimentare e dell'Imballaggio.

I raccordi Serie X6000, pratici e sicuri, permettono di realizzare connessioni con fluidi e in condizioni particolari come nel caso di ambienti aggressivi. La pinza assicura una presa eccellente tra il raccordo e il tubo.

CARATTERISTICHE GENERALI

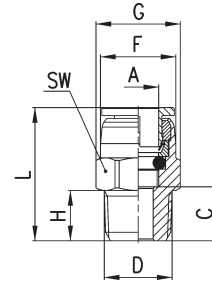
Diametri	Ø 4 - 6 - 8 - 10 - 12 mm	
Filettature	GAS conico ISO 7 (BSPT) GAS cilindrico ISO 228 (BSP)	
Temperatura	-15°C ÷ 150°C NB: per un utilizzo ottimale del raccordo è opportuno verificare le caratteristiche dei tubi impiegati.	
Tubo di collegamento	Poliammide (PA) 6 - 11 - 10.12 - 12, Poliuretano (PU), Polietilene (PE), PTFE	
Fluido	aria compressa e acqua potabile. Per altri liquidi consultare i nostri tecnici.	
Materiali	1 = Corpo 2 = Guarnizioni 3 = Anello di sostegno 4 = Pinza di aggraffaggio 5 = Bussola di fermo 6 = Bussola di sgancio	Acciaio INOX 316L FKM Alimentare Acciaio INOX 316L Acciaio INOX 301 Acciaio INOX 316L Acciaio INOX 316L
Pressione d'esercizio	max 18 bar (vedere tubi)	

Raccordo con tubo di collegamento



Raccordi Mod. X6510

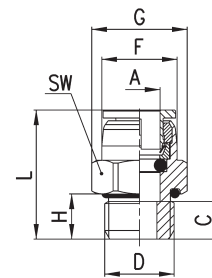
Diritto Maschio Conico



DIMENSIONI										
Mod.	A	C	D	F	G	H	L	SW	Peso (g)	Confezione
X6510 4-1/8	4	8	R1/8	9.7	-	8	20.5	10	9	10
X6510 4-1/4	4	10	R1/4	9.7	-	10	22.5	14	15	10
X6510 6-1/8	6	8	R1/8	11.6	13.4	8	21.5	12	10	10
X6510 6-1/4	6	10	R1/4	11.6	15.2	10	23.5	14	17	10
X6510 8-1/8	8	8.5	R1/8	14.7	17	8	24.6	15	16	10
X6510 8-1/4	8	10	R1/4	14.7	17	10	26.1	15	20	10
X6510 10-1/4	10	11	R1/4	17.4	20.8	10	28.2	19	28	10
X6510 10-3/8	10	12	R3/8	17.4	20.8	11	29.2	19	35	10
X6510 10-1/2	10	14	R1/2	17.4	24.6	13	31.2	22	55	10
X6510 12-1/4	12	12	R1/4	20	-	10	31	22	42	10
X6510 12-3/8	12	12.5	R3/8	20	-	11	31.5	22	44	10
X6510 12-1/2	12	14.5	R1/2	20	-	13	33.5	22	59	10

Raccordi Mod. X6512

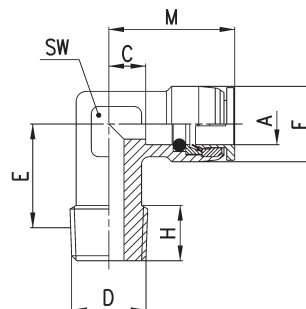
Diritto Maschio Cilindrico



DIMENSIONI										
Mod.	A	C	D	F	G	H	L	SW	Peso (g)	Confezione
X6512 4-1/8	4	5.7	G1/8	9.7	-	5.7	18.2	14	11	10
X6512 4-1/4	4	6.4	G1/4	9.7	-	6	18.9	17	18	10
X6512 6-1/8	6	6.7	G1/8	11.6	15	5.7	20.2	14	12	10
X6512 6-1/4	6	6.5	G1/4	11.6	-	6	20	17	19	10
X6512 8-1/8	8	8.7	G1/8	14.7	-	5.7	24.8	15	18	10
X6512 8-1/4	8	6	G1/4	14.7	-	6	22.1	17	21	10
X6512 10-1/4	10	8.5	G1/4	17.4	-	6	25.7	19	28	10
X6512 10-3/8	10	6.5	G3/8	17.4	-	6.5	23.7	22	29	10
X6512 10-1/2	10	11.5	G1/2	17.4	30	9.5	28.7	27	60	10
X6512 12-1/4	12	8.5	G1/4	20	-	6	27.5	22	40	10
X6512 12-3/8	12	9	G3/8	20	-	6.5	28	22	42	10
X6512 12-1/2	12	12.5	G1/2	20	30	9.5	31.5	27	71	10

Raccordi Mod. X6500

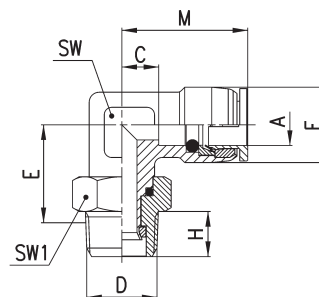
Gomito Conico Fisso



DIMENSIONI										
Mod.	A	C	D	E	F	H	M	SW	Peso (g)	Confezione
X6500 4-1/8	4	7.8	R1/8	12.5	11	8	20.3	12	22	10
X6500 6-1/8	6	8.8	R1/8	12.5	11.9	8	22.3	12	20	10
X6500 6-1/4	6	8.8	R1/4	12	11.9	9	22.3	12	24	10
X6500 8-1/8	8	8.4	R1/8	15	15	8	24.5	12	26	10
X6500 8-1/4	8	8.4	R1/4	14	15	10	24.5	12	25	10
X6500 10-1/4	10	8.7	R1/4	15	17.4	10	25.9	14	36	10
X6500 10-3/8	10	8.7	R3/8	15	17.4	10.8	25.9	14	41	10
X6500 12-1/4	12	9.5	R1/4	16	20	10	28.5	17	49	10
X6500 12-3/8	12	9.5	R3/8	16	20	12	28.5	17	55	10

Raccordi Mod. X6520

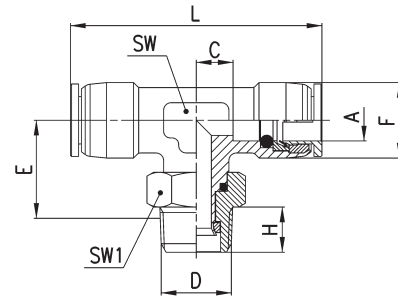
Gomito Conico Girevole



DIMENSIONI											
Mod.	A	C	D	E	F	H	M	SW	SW1	Peso (g)	Confezione
X6520 4-1/8	4	4.3	R1/8	15.3	10	8	16.8	12	12	20	10
X6520 4-1/4	4	4.3	R1/4	15.8	10	10	16.8	12	15	24	10
X6520 6-1/8	6	8.8	R1/8	15.3	11.9	8	22.3	12	12	24	10
X6520 6-1/4	6	5.8	R1/4	19.8	13	10	19.3	14	15	33	10
X6520 8-1/8	8	9.4	R1/8	19.5	15	8	25.5	14	12	41	10
X6520 8-1/4	8	9.4	R1/4	19.8	15	10	25.5	14	15	44	10
X6520 10-1/4	10	10.7	R1/4	20.6	17.4	10	27.9	17	15	57	10
X6520 10-3/8	10	10.7	R3/8	20.9	17.4	11	27.9	17	19	65	10
X6520 12-1/4	12	9.5	R1/4	21.1	20	10	28.5	17	15	55	10
X6520 12-3/8	12	9.5	R3/8	20.9	20	11	28.5	17	19	65	10
X6520 12-1/2	12	9.5	R1/2	19.4	20	13	28.5	17	22	80	10

Raccordi Mod. X6430

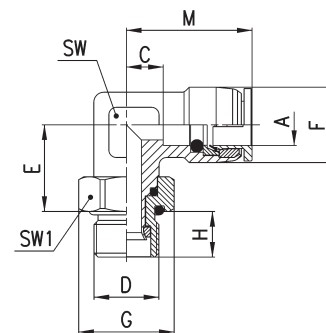
T Conico Centrale Girevole



DIMENSIONI											
Mod.	A	C	D	E	F	H	L	SW	SW1	Peso (g)	Confezione
X6430 4-1/8	4	4.3	R1/8	15.3	10	8	33.6	12	12	33	10
X6430 4-1/4	4	4.3	R1/4	15.8	10	10	33.6	12	15	41	10
X6430 6-1/8	6	8.8	R1/8	16.1	11.9	8	44.6	12	12	33	10
X6430 6-1/4	6	5.8	R1/4	18.6	13	10	38.6	14	15	45	10
X6430 8-1/8	8	8.3	R1/8	17.3	15	8	48.8	14	12	46	10
X6430 8-1/4	8	8.3	R1/4	18.5	15	10	48.8	14	15	54	10
X6430 10-1/4	10	10.7	R1/4	21.1	17.4	10	55.8	17	15	77	10
X6430 10-3/8	10	10.7	R3/8	20.9	17.4	11	55.8	17	19	84	10
X6430 12-1/4	12	9.5	R1/4	21.1	20	10	57	17	15	79	10
X6430 12-3/8	12	9.5	R3/8	20.9	20	11	57	17	19	87	10
X6430 12-1/2	12	15.6	R1/2	19.4	20	13	57	17	22	100	10

Raccordi Mod. X6522

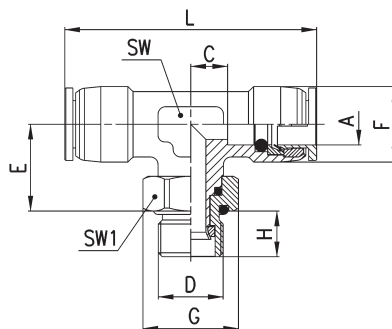
Gomito Cilindrico Girevole



DIMENSIONI												
Mod.	A	C	D	E	F	G	H	M	SW	SW1	Peso (g)	Confezione
X6522 4-1/8	4	4.3	G1/8	15.3	10	15	6.5	16.8	12	14	22	10
X6522 4-1/4	4	4.3	G1/4	15.7	10	18.5	9	16.8	12	17	25	10
X6522 6-1/8	6	8.8	G1/8	15.3	11.9	15	6.5	22.3	12	14	26	10
X6522 6-1/4	6	5.8	G1/4	18.7	13	18.5	9	19.3	14	17	40	10
X6522 8-1/8	8	9.4	G1/8	19.5	15	15	6.5	25.5	14	14	43	10
X6522 8-1/4	8	9.4	G1/4	18.7	15	18.5	9	25.5	14	17	46	10
X6522 10-1/4	10	10.7	G1/4	19.5	17.4	18.5	9	27.9	17	17	59	10
X6522 10-3/8	10	10.7	G3/8	20.4	17.4	24	9	27.9	17	22	72	10
X6522 12-1/4	12	9.5	G1/4	20	20	18.5	9	28.5	17	17	63	10
X6522 12-3/8	12	9.5	G3/8	20.4	20	24	9	28.5	17	22	73	10
X6522 12-1/2	12	9.5	G1/2	20.4	20	30	9.5	28.5	17	27	83	10

Raccordi Mod. X6432

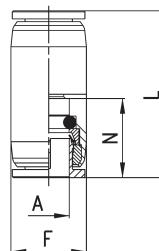

T Cilindrico Centrale Girevole



DIMENSIONI												
Mod.	A	C	D	E	F	G	H	L	SW	SW1	Peso (g)	Confezione
X6432 4-1/8	4	4.3	G1/8	15.3	10	15	6.5	33.6	12	14	33	10
X6432 4-1/4	4	4.3	G1/4	15.7	10	18.5	9	33.6	12	17	46	10
X6432 6-1/8	6	8.8	G1/8	16.1	11.9	15	6.5	44.6	12	14	35	10
X6432 6-1/4	6	5.8	G1/4	17.5	13	18.5	9	38.6	14	17	47	10
X6432 8-1/8	8	8.3	G1/8	17.3	15	15	6.5	48.8	14	14	52	10
X6432 8-1/4	8	8.3	G1/4	17.4	15	18.5	9	48.8	14	17	57	10
X6432 10-1/4	10	10.7	G1/4	20	17.4	18.5	9	55.8	17	17	79	10
X6432 10-3/8	10	10.7	G3/8	20.4	17.4	24	9	55.8	17	22	91	10
X6432 12-1/4	12	9.5	G1/4	20	20	18.5	9	57	17	17	82	10
X6432 12-3/8	12	9.5	G3/8	20.4	20	24	9	57	17	22	94	10
X6432 12-1/2	12	9.5	G1/2	20.4	20	30	9.5	57	17	27	115	10

Raccordi Mod. X6580

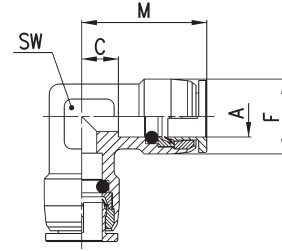
Diritto Intermedio



DIMENSIONI						
Mod.	A	F	L	N	Peso (g)	Confezione
X6580 4	4	10	26.5	12.5	10	10
X6580 6	6	12	28.4	13.5	15	10
X6580 8	8	15	33.7	16.1	26	10
X6580 10	10	18	36.4	17.2	39	10
X6580 12	12	20	41	19	54	10

Raccordi Mod. X6550

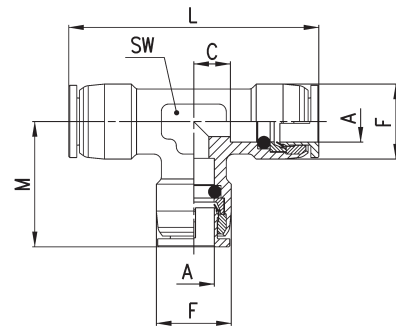
Gomito Intermedio



DIMENSIONI							
Mod.	A	C	F	M	SW	Peso (g)	Confezione
X6550 4	4	7.8	11	20.3	12	22	10
X6550 6	6	8.8	11.9	22.3	12	23	10
X6550 8	8	8.4	15	24.5	12	28	10
X6550 10	10	8.7	17.4	25.9	14	42	10
X6550 12	12	9.5	20	28.5	17	58	10

Raccordi Mod. X6540

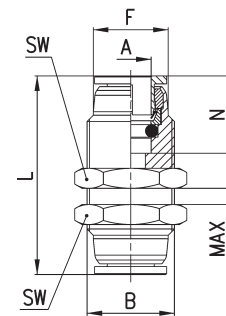
T Intermedio



DIMENSIONI								
Mod.	A	C	F	L	M	SW	Peso (g)	Confezione
X6540 4	4	8.8	11	42.6	21.3	12	32	10
X6540 6	6	8.8	11.9	44.6	22.3	12	33	10
X6540 8	8	8.4	15	49	24.5	12	44	10
X6540 10	10	8.7	17.4	51.8	25.9	14	54	10
X6540 12	12	9.5	20	57	28.5	17	80	10

Raccordi Mod. X6590

Diritto Intermedio Passaparete

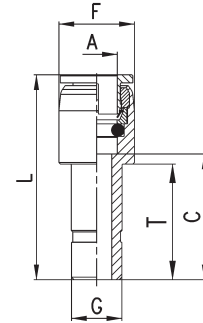


DIMENSIONI									
Mod.	A	B	F	L	N	MAX	SW	Peso (g)	Confezione
X6590 4	4	M11X1	9.7	29	12.5	6	14	17	10
X6590 6	6	M13X1	11.6	34	13.5	9	17	29	10
X6590 8	8	M16X1	14.7	37.2	16.1	9	19	40	10
X6590 10	10	M19X1	17.4	43.4	17.2	11	22	62	10
X6590 12	12	M22X1	20	50	19	15	27	103	10

Raccordi Mod. X6800



Riduzione Tubo-Codolo



DIMENSIONI								
Mod.	A	C	F	G	L	T	Peso (g)	Confezione
X6800 4-6	4	16.8	10	6	29.3	15.3	7	10
X6800 4-8	4	19.8	10	8	32.3	17.8	10	10
X6800 6-8	6	19.8	12	8	33.5	17.8	11	10
X6800 6-10	6	22.6	12	10	36	21.6	12	10
X6800 6-12	6	23	12	12	36.5	-	19	10
X6800 8-10	8	22.5	15	10	38.6	20	14	10
X6800 8-12	8	24.5	15	12	40.6	23	21	10
X6800 10-12	10	26	18	12	43.2	23	27	10